D160-Digital dental solution -DLP dental 3D printer

Texas Instruments digital micromirror technology, light engine provides light uniformity up to 95% .

Long service life

Higher uniformity

D160 3K DLP

—

20000⁺h

Service life

—

High speed

release film

—

158×89×100mm

build size

PioNext
PioNext

Long service life
20000⁺h

2560*1440 px
uniformity up to 95%

High speed release film
speed up the printing
and success rate

Excellent material
compatibility

High printing speed
Max. 80mm/h

Wireless transmission
offline printing

Flash curing
Printing speed
is improved greatly

Bilinear slide rail
+ ball screw

95% light uniformity

Fully meet all kinds of dental model printing, and can support small batch customized production.

All models are provided by PioNext Lab

High speed release film

Less releasing resistance to speed up printing and improve printing success rate.



Oxidation sand-blasted surface perforated platform

- A perforated platform allows resin fast reflux during the printing process, increasing the printing speed.
- High roughness oxidation sand-blasted platform surface increases the contact area to provide firmer adhesion for printed models during the printing process, and avoid models falling off.



Reduce printing time

Improve printing success rate

Capture data •• Interior/lab design •• PioNext 3D printing •• To deliver

Free printed models available

CTo check and feel printing quality of PioNext printers by yourself. Free models available.

Model printed by common equipment

Model printed by PioNext 3D Printer

Stable Z-axis structure design

Dual linear guide rails and ball screws are applied on Z structure to provide more stable movement to print less layers and smoother surface models.

0.01

Z-axis accuracy



Wireless transmission
Offline printing

Printing files will be saved automatically in the machine by built-in memory of motherboard for next print.
WIFI connected for convenient printing; After the U disk selects the file to be printed, the U disk can be unplugged.

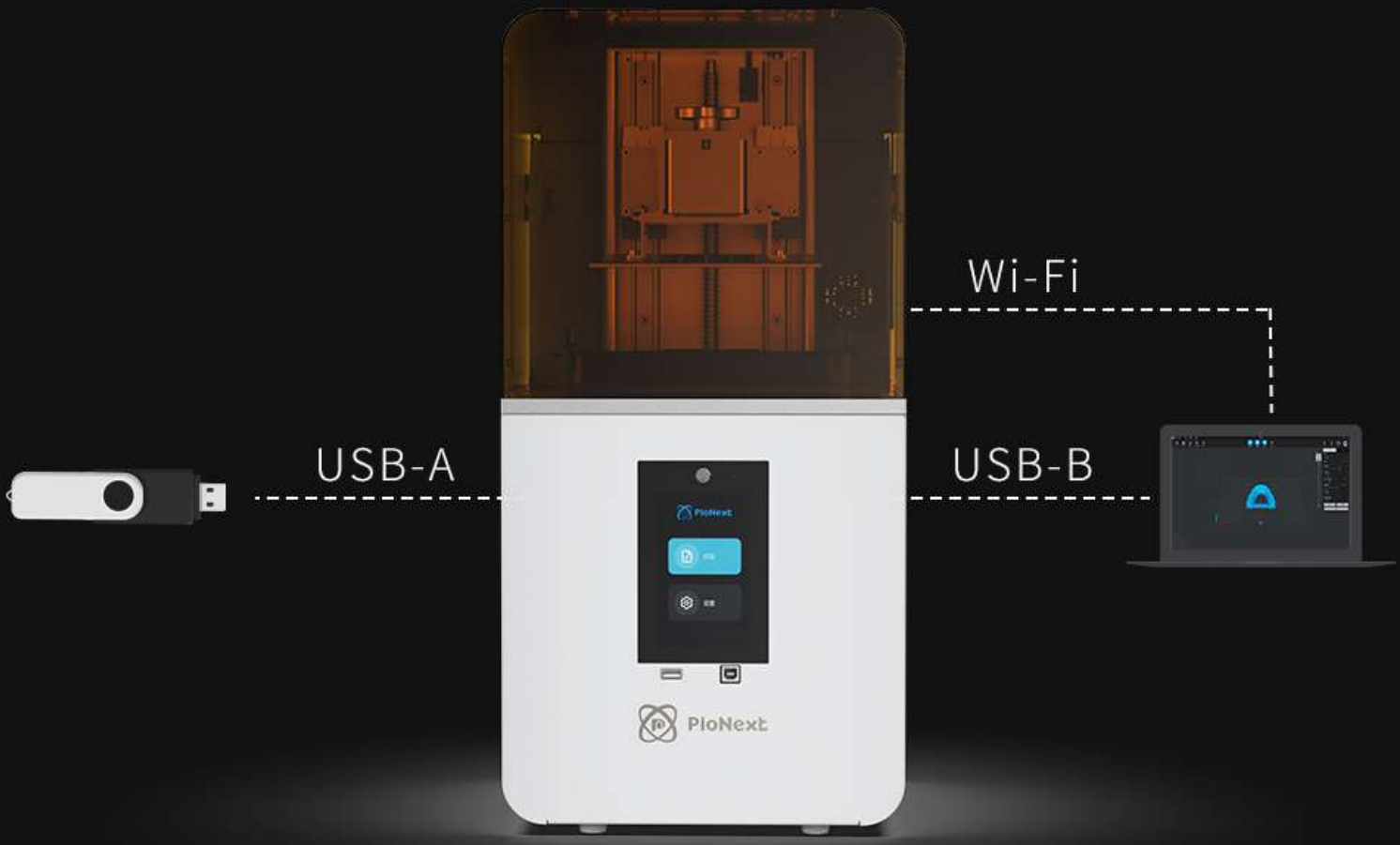

Easy to use

Printing process introduction



Step 1:
Model file slice



Step 2:

3D printing models

1. Ultrasonic cleaner CD-X3

+

2. Multi-wavelength curing box UV02

Step 3:

Cleaning and curing

Wide range of applications

Fully meet printing requirement of dental, jewelry , prototyping and others.

Product parameters

DLP 3D printer supported by Texas Instruments core technology.

Model:	D160
Print size:	158x89x100mm
Machine size:	280x264x573mm
Packing box specifications:	664x376x360mm
Pixel Dimensions:	0.062mm
Printing accuracy:	50μm
Maximum printing speed:	80mm/h
Print layer thickness:	0.025-0.1mm
Touchscreen:	5-inch color touch screen
Resolution:	2560*1440
Support consumables:	405nm Surgical guide resin，Removable die model resin , etc.
Connection method:	USB/WIFI
Z axis type:	double linear guide + ball screw
Z-axis precision:	0.01mm
Rated power:	60W
Power cord standard:	National standard/American standard/European standard, etc.
N.W.:	14KG
G.W.:	17.5KG
Languages supported:	Support 13 languages, Chinese and English are preferred