DJ89PLUS | 8K

DENTAL 3D PRINTER

DEDICATED FOR CHAIRSIDE & DENTURE FACTORY

AUTOMATIC
FEEDING

MOLDING CHAMBER
HEATING(20-35°C)

PRINTING SIZE
228x128x100mm

PioNext
Print
Settings


PioNext
PioNext
Removable Die Model Resin
PN-RD
Wheat Complexion Photopolymer UV Resin
1 Liter
Shake Before Use

Why select LCD integral light source 3D printer?

进料/IN
退料/out
STOP

FEATURE 1

Automatic feeding

FEATURE 2

Molding chamber heating (20-35°C)

FEATURE 3

XY axis accuracy 29µm

FEATURE 4
228mm
128mm
100mm
Printing size
228x128x100mm

FEATURE 5
4K
8K
10.3"
8K
Screen resolution
10.3" 8K 7680*4320


FEATURE 6
High speed release film

Combines the advantages of DLP and ordinary LCD

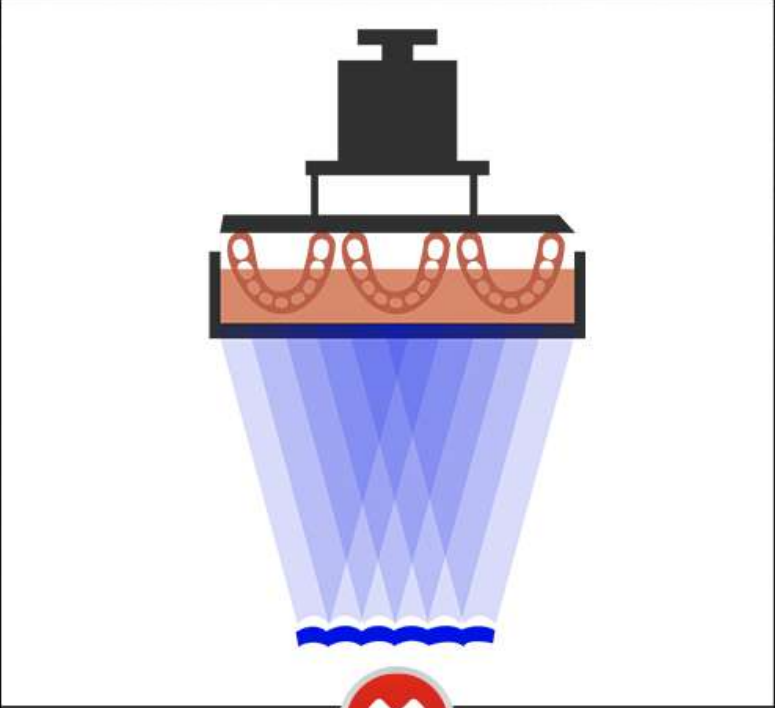

✗

Parallel emission

1.Insufficient light uniformity
2.Requires frequent replacement of light sources
3.High maintenance cost

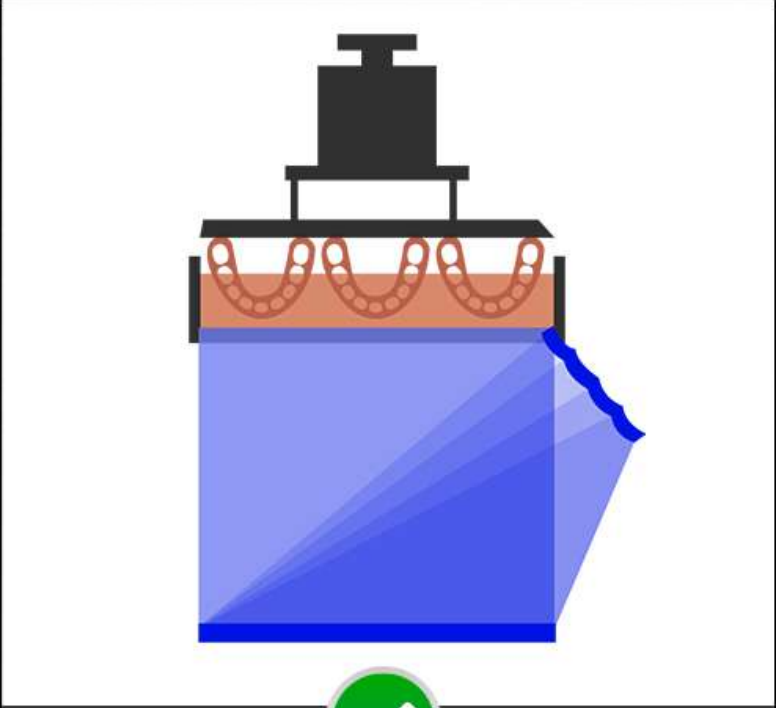

✓

Integrated light source

1.Light uniformity up to 95%
2.Combines the advantages of DLP and ordinary LCD
3.Highly cost effective

Light uniformity 95%

168 w
Light source power

4000 μw/cm^2
Light source energy

95 % More than
Uniformity

Capture Data ●● Interior/Lab Design ●● PioNext 3D Print ●● Deliver

Request Free Sample 3D Printing

Check and feel the quality of Pionext printers for yourself. We will ship denture parts sample to you for free.

Common equipment printing

DJ89Plus dental 3D printer printing

High level anti-aliasing higher accuracy model

The light intensity is adjusted by the light intensity of the layered area, and then the image is fine-tuned by the compensation pixels picture to realize the uniform distribution of the light intensity of the projection plane, to ensure the stable and efficient production of large-scale dental products.


The surface of the model has obvious pixel patterns Affects model accuracy
Fade model surface pixel texture higher accuracy model

No anti-aliasing, the model surface has obvious pixel patterns

After anti-aliasing, the model surface is more accurate

Easy to use

Printing process introduction



Step 1:



Model file slice



Step 2:

3D printing models

1. Ultrasonic cleaner
CD-X3

+

2. Multi-wavelength
curing box UV02

Step 3:

Cleaning and curing

Dental 3D printer new upgrade DJ89 & DJ89 PLUS

Model:	DJ89	DJ89 PLUS
Printing size:	192x120x100mm	228x128x100mm
XY axis accuracy:	47µm	29µm
Print speed :	40-60mm/h	40-60mm/h
Resolution:	3840*2400	7680*4320

Display:	8.9" 4K	10.3" 8K
LCD screen life:	2000 hours	2000 hours
Automatic leveling:	support	support
Automatic feeding:	/	support
Molding chamber heating:	/	support(20-35°C)

Printing application widely

DJ89 PLUS could accomplish the printing tasks efficiently with high quality, and reduces the laminated structure on the models as much as possible.

Product parameters

Professional dental 3D printer 10.3" 8K monochrome screen and high precision.

Model	DJ89 PLUS
Printing size：	228x128x100mm
Machine size：	450x290x500mm
Package size：	611x386x666mm
XY axis accuracy：	29μm
Print speed ：	40-60mm/h
Print layer thickness：	0.01-0.1mm
Touch screen：	5-inch color touch screen
Support consumable types：	405nm dental, jewelry, washing and other photosensitive resin
Resolution：	7680*4320
Z-axis type	double linear guide + ball screw
LCD screen life：	2000 hours
Anti-aliasing：	8 times anti-aliasing
Automatic leveling:	support
Automatic feeding:	support
Molding chamber heating:	support(Temperature range 20-35°C)
Support system ：	Windows7/8/10 X64, MAC, OS
Language：	Support 12 languages, priority on Chinese and English