


K8

**Industrial-Grade
3D Printer
for LED Letter Signage**





No 3D Modeling
Required



Precise
Printing



Industrial-Grade
High-end Module



Filament
Sensor



Large
Print Size



Automatic
Color Change



Quick
Heating



Double
Leveling Methods

3D Printed illuminated letter

VS

Traditional LED channel Letter

6 steps < 2 hours VS 9 steps > 25 hours


3D Printed illuminated letter

< 2h Easier to finish

<2h



No 3D modeling required



3D print words shell



Cut bottom plates



Paste back plates



Install lights



Perfuse colloid

Traditional LED channel Letter

>25h Complicated production process

>25h



Design model files



Cutting panel



Form the letter shape



Polish the letter



Weld the letter



Circle the letter



Paint the letter



Paste Acrylic Plates



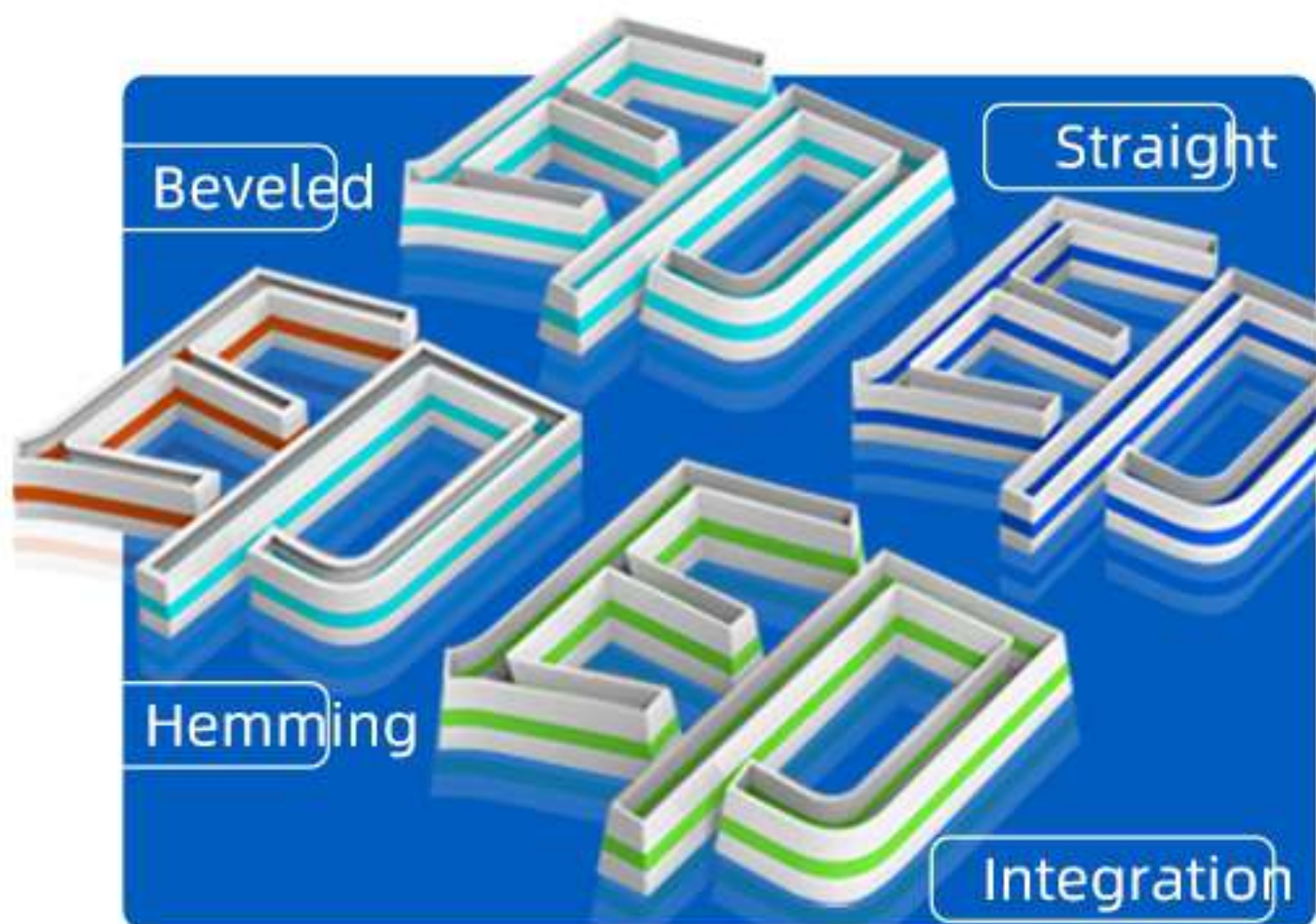
Install lights/Paste panel

Easy to Make Fabriated channel letter on An Automatic Machine

Intelligent automated operation

VS

requires high workers and machines



3D Printed illuminated characters

The 3D printer can print various styles of fonts such as multi-color, beveled, straight, heteroideus, etc., with automatic color change, no modeling, and fully automated operation.



Traditional Fabriated channel letter

Traditional advertising letter need to be produced by a slotting machine, a welding machine, and a laser cutting machine, which has high technical requirements for skilled workers.

INDUSTRIAL-GRADE PRINT SIZE


With the molding size of 800x800x85mm, K8 easily meets your multiple requirements and empower your creativity.

Print Size (31.5" X 31.5" X 3.35")



Industrial High-end Modules, Precise Reciprocating Positioning

With high-end packaging modules, the XYZ axis ensures the accurate motion.
The precise can reach 0.02mm, making your creative work more exquisite




Free 3D Modeling, Powerful Slicing Software

Directly import professional software to generate 3D files, 2D directly to 3D with simple and fast slicing. One-click to export face plate cutting files.



Two in and One out, Automatic Color Change


With one nozzle and dual extruder, K8 automatically change colors without manual material changing, which realizes color changing within one second.



* Nozzle 0.6/0.8/1.0/1.2mm optional meets your printing accuracy

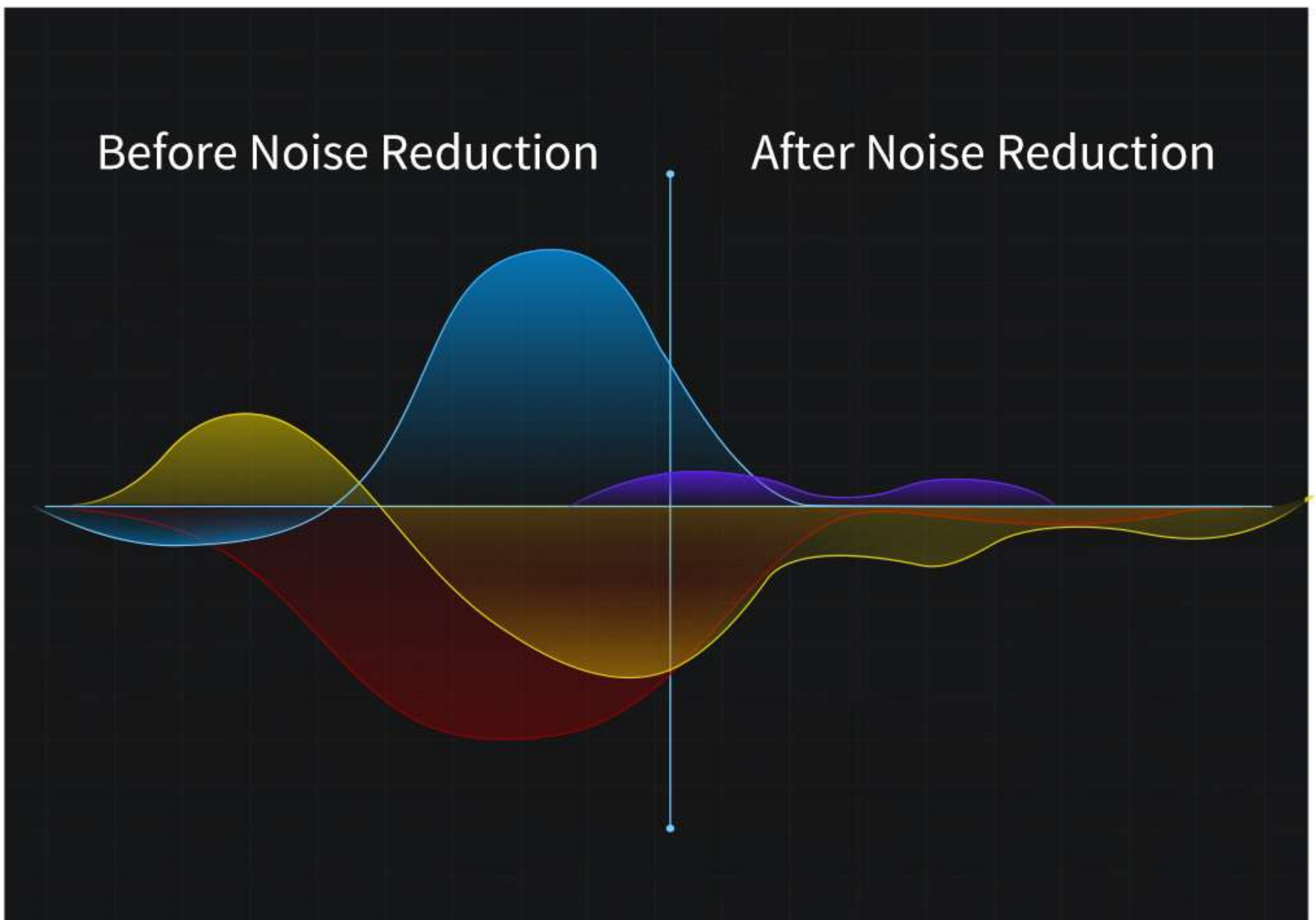
Double Extrusion with Smooth Printing

Equipped with all-metal double extruder, it has powerful extrusion. Filaments directly go through the Teflon tube with less resistance. The excellent heat insulation ensures the printing smoothness.



Silent Printing, No Noise in Operation

The guide rail runs smoothly without the noise. The motor rotates at high speed without being hot, safe and stable.



Intelligent System Makes all Easier

Safe and Stable, Powerful Power Supply

The guide rail runs smoothly without the noise. The motor rotates at high speed without being hot, safe and stable.



Illuminated letter Sample Display



Frontlit Channel Letter Signage



Backlit Channel Letter Signage



Side lit Channel Letter Signage



Full Light Channel Letter Signage

Product Parameters

Printing consumables:	PDS/PETG/PLA
Slicing software:	Creatwit AD
Printing size:	800x800x85mm/31.5" x31.5" x3.35"
Nozzle diameter:	0.6-1.2mm
Consumable diameter:	1.75mm
Operation system:	win10/win8/win7
Machine size:	1360X1200x900mm
Layer thickness:	0.1-0.6mm
Print method:	online/memory card offline printing
Power supply voltage:	AC 110V/ 220V
Molding technology:	FDM fused deposition molding
XY axis positioning accuracy:	0.02mm
Heated bed temperature:	<65°C
Rated power:	1.8KW
Discharge structure:	two in and one out
Printing temperature:	≤260°C
Number of nozzles:	1
Print speed:	≤200mm/s

Product Display

