Wax content
Black 30% Green 20% Blue 15%

High-wax casting photosensitive UV resin

- Shrinkage rate ±0.05
- High printing success rate
- No ash residue, easy to mold
- Suitable for casting of various metal materials

PioNext
Castable High Wax Resin
PN-JC20
Dark Green Photopolymer UV Resin
1 Liter
Shake Before Use
Usage

good fluidity

high accuracy

no ash residue

low shrinkage rate

Suitable for a variety of metals

smooth surface

Shrinkage rate ±0.05

Low shrinkage, small model size change, high stability



High precision high detail restoration

Capable of producing complex models with high accuracy,
Excellent for rapid prototyping and product development.

No ash residue, easy to mold

Self-developed special formula with low thermal expansion coefficient, good burnout performance, no ash residue, easy to mold



Digital jewelry process

Using standard vacuum investment casting methods
Suitable for the casting of gold, copper, silver,
18k gold and other metals.

①

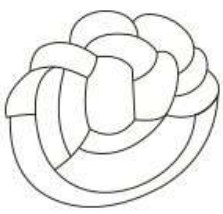

3D model printing

②



Model processing

③

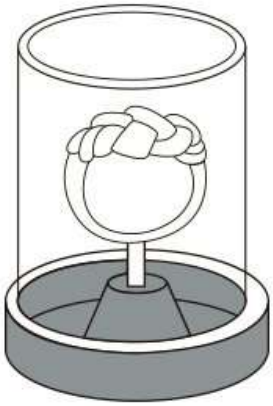

Wax tree

4

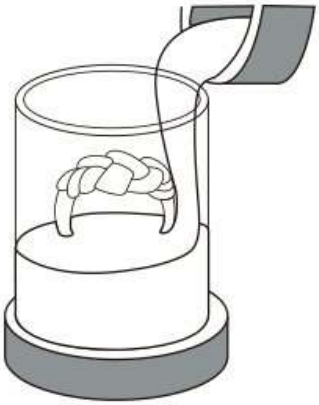

Gypsum injection

5

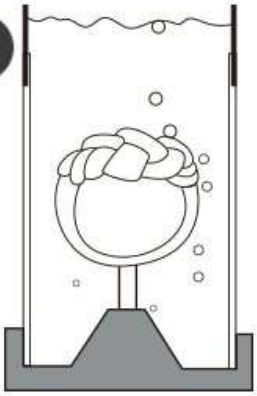

Vacuum

6



High temperature dewaxing

7



Casting

8

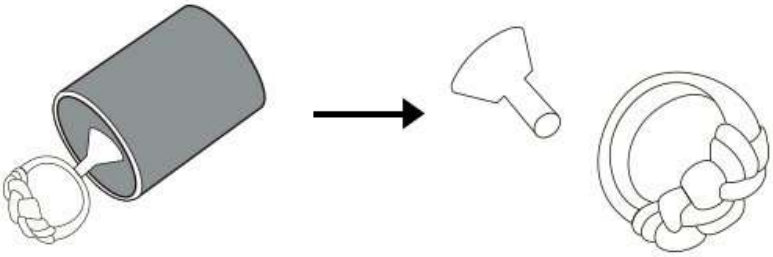

Taking out and polishing

Packaging effect display

Note: The packaging is for reference only,
there may be differences between different batches,
and specific to the actual

No inner plug, coveniente for opening

198mm
PioNext
Castable Wax Resin
PN-JC15
Blue
Photopolymer UV Resin
1 Liter
Shake Before Use

bottle thickned, difficult to be dent

Opaque black with full blackout





Material usage notice

post-processing and washing
Safety precautions
Correct storage method

---

post-processing and washing

1. The print model should be cleaned with absolute ethanol/isoprpanol using low-frequency ultrasonic cleaner. Do not use high-frequency to cleaning or scrub the model too hard, in order to avoid to cause certain damage to the surface of the model.

2. Using an air gun or hair dryer to remove the cleaning fluid on the surface of the model.

3. It is recommended to remove the support for model before the post-cure treatment. After then, is recommended to remove rest of the detailed supports and do the surface treatment.

4. Adjust the curing time according to the selected post-curing mode.

Safety precautions

1. This product is for one-time use and cannot be reused.

2. Only use it under good ventilation,please pay attention to air circulation and take protective measures when using.

3. Eye Contact: Immediately flush with plenty of clean water. If you still feel unwell after washing, please seek medical attention immediately.

4. Skin Contact: Remove contaminated clothing and rinse contact area thoroughly with soap and water.

5. 3D resin is not approved for use with food, drink.If swallowed accidentally, do not induce vomiting, keep at rest and seek medical attention in time.

6. Disposal of waste should be in acoordance with local enviromental rugulations

Correct storage method

Please store the product in a cool place below 25 °C, avoid exposure to the light, general illumination visible light will initiate polymerization reaction.

Do not place it in the sun exposure, humid and corrosive gas presence place.

One year waranty

Parameter suggestion

Jewelry castable high wax resin application parameters

Device name	Thickness	Bottom layer exposure time	Layer exposure time	Motor speed
DJ89PLUS	0.05-0.1(mm)	30-50 s	3-4(s)	1-10(mm/s)
D158	0.05-0.1(mm)	20-40 s	2.2-3(s)	1-10(mm/s)
D136	0.05-0.1(mm)	20-50 s	4-5(s)	1-5(mm/s)

Jewelry castable white wax resin application parameters

Device name	Thickness	Bottom layer exposure time	Layer exposure time	Motor speed
DJ89PLUS	0.05-0.1(mm)	30-60(s)	6.5-7.5(s)	1-10(mm/s)
D158	0.05-0.1(mm)	20-40(s)	3.5-4.5(s)	1-10(mm/s)
D136	0.05-0.1(mm)	30-60(s)	6.5-7.5(s)	1-5(mm/s)

Jewelry castable wax resin application parameters

Device name	Thickness	Bottom layer exposure time	Layer exposure time	Motor speed
DJ89PLUS	0.05-0.1(mm)	30-60 s	6.5-7.5(s)	1-10(mm/s)
D158	0.05-0.1(mm)	20-40(s)	3.5-4.5(s)	1-10(mm/s)
D136	0.05-0.1(mm)	30-60 s	6.5-7.5 s	1-5(mm/s)

Basic parameters

Castable High Wax Resin PN-JC30

Viscosity	600-800 cps (@25°C)

Density	1.05-1.15 g/cm^3 (@25°C)
Ash content	<0.1%
Suggest casting temperature	
Part 1	180 °C (3 hours)
Part 2	350 °C (2.5 hours)
Part 3	600 °C (3 hours)
N.W.	500g/1000g
Package size	190×100×100mm/290×110×110mm

Castable White Wax Resin PN-JC20

Viscosity	50-150 cps (@25°C)
Density	1.05-1.15g/cm^3 (@25°C)
Ash content	<0.1%
Suggest casting temperature	
Part 1	180 °C (3 hours)
Part 2	350 °C (2.5 hours)
Part 3	600 °C (3 hours)
N.W.	500g/1000g

Package size	190×100×100mm/290×110×110mm

Castable Wax Resin PN-JC15

Viscosity	50-100 cps (@25°C)
Density	1.05-1.15 g/cm³ (@25°C)
Ash content	<0.1%
Suggest casting temperature	
Part 1	180 °C (3 hours)
Part 2	350 °C (2.5 hours)
Part 3	650 °C (3 hours)
N.W.	500g/1000g
Package size	190×100×100mm/290×110×110mm