Gingiva Resin

Excellent elasticity

Compatible: LCD/DLP
Material certification: FDA/NMPA (in process)

Features

- Good elasticity
- Good molding stability
- Aging resistance
- Can be stored for a long time
- Natural color

PioNext
Usage
Note:

Gingiva resin
PN-GM
Gingival red
Photopolymer UV Resin
1000g
Shake Before Use

softness characteristics

smooth surface

low shrinkage

low curing time

good liquidity

colors of nature

wide compatibility

high accuracy

Viscosity	ASTM D 2196	cps (@25℃)	50-100
Density	ASTM D 792	g/cm3 (@25℃)	1.05-1.15
Hardness	ASTM D 2240	Shore A	30-50
Tensile strength	ASTM D 412	MPa	8-15

Tear strength	ASTM D 624	kN/m	12-18

Good elasticity

Dental resin material suitable for 3D printing of flexible simulated gums. In digital oral medicine, functional 3D reproduction of functional defective gum model fragments can be performed.

Good molding stability

It will not shrink or age, and its flexibility remains unchanged even when stored for a long time.



Colors of nature

The natural color of gingiva resin is usually gingiva red, which is uniform, healthy and shiny.

SHADE GUIDE
避光保存
100
501
301
199

The Application Process of Gingiva resin

Gingival resin is a dental resin material used for 3D printing of flexible simulated gingiva, which can reproduce the function of gingival model fragments with functional defects in 3D.

Scanning and Modeling

High precision

3D printing can accurately replicate the patient's oral structure, ensuring that the model is highly matched with actual needs.

3D printing gingiva models

PioNext
PX-Gingiva
牙龈树脂

Personalization

Ability to create exclusive models based on individual differences

Post-processing: Model finishing

Easy adjustment

Remove excess resin and support structures to ensure a smooth surface.

Adaptation check

Strong consistency

Compare the printed gingiva model with the actual tooth model to check its fit and accuracy.

Parameter suggestion

Application Parameters of Gingiva Resin_PN-Gingiva

Device name	Thickness	Bottom layer exposure time	Layer exposure time	Motor speed
LCD	0.05-0.1(mm)	15-20(s)	2.0~3.2(s)	2~3(mm/s)
DLP	0.05-0.1(mm)	10-15(s)	1.5~2.0(s)	2~3(mm/s)

Post-processing Parameter Recommendations Table of Gingiva Resin_PN-Gingiva

Device name	Wavelength	Percentage of Light Intensity	Recommended time	curing with/ without water
UV02	(365+385+405)nm	100%	10(5-30)s	Yes



Packaging display

Note: The packaging is for reference only, there may be differences between different batches, and make the object as the standard.

1000g: 290×110×110mm | 500g: 190×100×100mm



Material usage notice

post-processing and washing
Safety precautions
Correct storage method

---

post-processing and washing

1. The print model should be cleaned with absolute ethanol/isoprpanol using low-frequency ultrasonic cleaner. Do not use high-frequency to cleaning or scrub the model too hard, in order to avoid to cause certain damage to the surface of the model.

2. Using an air gun or hair dryer to remove the cleaning fluid on the surface of the model.

3. It is recommended to remove the support for model before the post-cure treatment. After then, is recommended to remove rest of the detailed supports and do the surface treatment.

4. Adjust the curing time according to the selected post-curing mode.

Safety precautions

1. This product is for one-time use and cannot be reused.

2. Only use it under good ventilation,please pay attention to air circulation and take protective measures when using.

3. Eye Contact: Immediately flush with plenty of clean water. If you still feel unwell after washing, please seek medical attention immediately.

4. Skin Contact: Remove contaminated clothing and rinse contact area thoroughly with soap and water.

5. 3D resin is not approved for use with food, drink.If swallowed accidentally, do not induce vomiting, keep at rest and seek medical attention in time.

6. Disposal of waste should be in acoordance with local enviromental rugulations

Correct storage method

Please storage the product below to the 25 °C, avoid exposure to the light, general illumination visible light will initiate polymerization reaction.

Do not place it in the sun exposure, humid and corrosive gas presence place.

The shelf life is 18 months.